



Grade 07

Before / After

Prepared by :Mrs. H.B.D. Lakshini
R/ Vidyaloka Central College





Hello.... Kids

Hope you all are safe and fine at home.

We know that you love to enjoy the holidays.....





But.....

Just take some time to make your days
meaningful.

Let's just learn

only **two words** today.



Before / After

- Today we are going to learn these two words

Before (Earlier than)

After (Later than)



Before / After



A common example



Before

Look at these examples

- I have my breakfast **before** I go to school.
- Please brush your teeth **before** you go to bed.
- Call me, **before** you come.
- Let's clean this **before** father comes home.
- Come home **before** 6 p.m.






After

Look at these examples

- You can play **after** finishing your homework.
- Please wash your hands **after** using the toilet.
- Visit me, **after** your examination.
- I will do my studies **after** watching cartoons.
- Clean your classroom **after** the interval.



Let's try this activity now

- Complete these sentences using “before”.
1. I will call you I come to meet you.
 2. Birds fly to their nests It gets dark.
 3. Peter feeds his cat He goes to school.
 4. I brush my teeth I go to bed.
 5. Students must wash their hands
entering the school.



Great! I know it's easy for you.

- Now, complete these sentences using “after”.
1. Please call me you finish your work.
 2. Sahan met his teacher..... the interval.
 3. Radha washed her cloths..... coming home.
 4. Let's play outside..... it stops raining.
 5. Mother will clean the kitchen she finishes preparing dinner.



Well done!

- Now you know the uses of these two words
before and **after**

Shall we do **one** more activity?

Don't worry, this is your final task today.

Here we

go...

A decorative illustration in the bottom-left corner featuring a cluster of stylized flowers. There are three main flowers: one with orange petals and a white center, one with yellow petals and a yellow center, and one with red petals and a yellow center. They are surrounded by smaller, fainter flowers and green leaves on thin stems.

BEFORE / AFTER CONJUNCTIONS WORKSHEET

Fill in the blanks with the conjunctions "before" or "after" to complete the sentences



1. We should wash our hands well _____ we use the toilet.



2. We should do our homework _____ we come home from school.



3. We should wash fruit and vegetables _____ we eat or cook them.



2. We should take some safety precautions _____ we climb a ladder.



5. You should clean the bathroom _____ you take a shower.



6. Please, don't forget to buy some bread _____ you come home from work.



7. We should brush our teeth _____ we have dinner.



8. People should drink a glass of milk _____ they go to bed and sleep.



9. The Pearsons wash the dishes _____ they have dinner in the evening.



10. We should use a hairdryer to dry our hair _____ we wash it.



11. Don't forget to take your umbrella _____ you go out. It will be rainy today.



12. You should put on your coat _____ you go to the playground. It's very cold.



13. You should make your bed _____ you get up in the morning. You should be tidy.



14. People should brush their hair _____ they go to work in the morning.



15. If you want to save electricity, turn off the television _____ you watch it.



16. Students should prepare their school bags long _____ they go to school.

englishworksheets.com



Click to open the [pdf](#) worksheet



Now you can complete Activity 10 (Page 69)
given in your grade 7 English pupil's book
and Activity 5 (page 45) given in your grade
7 English workbook



Until we meet again....

Stay Safe!

Thank you!

Mrs. H.B.D. Lakshini
R/ Vidyaloka Central College