



Provincial Department Of Education – Sabaragamuwa
WEEKLY SCHOOL

Subject : Mathematics

Grade 7

Week : 12th of 3rd Term

Unit 28 – Tessellation(1)

➤ Tessellation

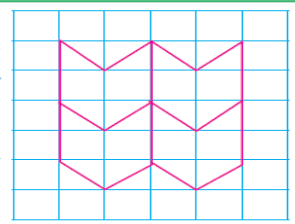
✓ Tessellation is the process of creating a design consisting of the repeated use of one or more shapes, closely fitted together without gaps or overlaps, on a plane surface.



Activity 1

Step 1 - Create a design by repeatedly drawing the shape in this figure on a page in your square ruled exercise book.

Step 2 - Colour your design appropriately and make it an attractive work of art.



➤ Pure Tessellation

✓ Tessellation that is done using just one shape is called pure tessellation.



Activity 2




Figure 1

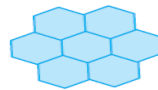


Figure 2

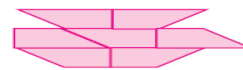


Figure 3

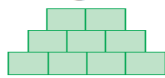


Figure 4

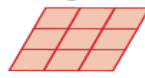


Figure 5

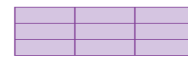


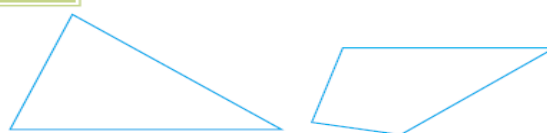
Figure 6

Figures of several tessellations that have been created using various shapes are given above. Copy the table given below and complete it after carefully observing the above tessellations.

Figure	Sketch of the shape
1	
2	
3	
4	
5	
6	



Activity 3



Step 1 - Copy the triangle in the figure and cut out 10 triangular laminas of the same size using coloured paper.

Step 2 - By using the cut out laminas, create a pure tessellation and paste it on a page of your exercise book.

Step 3 - Copy the given quadrilateral and create a pure tessellation as above, and paste it on a page of your exercise book.