



Provincial Department of Education – Sabaragamuwa – Week School

Week: 2nd Week, February

Subject: English

Grade -10

Prepared by: Mr. Dammika Ariyawansa
ISA- English

Mrs. P.D.M.D.Kumarasinghe
Kg/ Dehi/ Noori Tamil Vidyalaya

Competency - 8-Communicates clearly, fluently and concisely.

6-Uses English grammar the purpose of accurate and effective communication.

7-Uses English creatively and innovatively in written communication. (Writing)

Competency Level - 8.9-Describes Pictures.

6.7-Uses prepositions appropriately.

7.2-Describes pictures

Pre-Learning Activities

➤ Study the following phrases. They are called prepositional phrases.

Learning Point


Prepositional Phrases.

-on the road -in front of the bank -behind the cinema -on the write hand side of the car park -
next to the railway station -in the new market street -on the left -behind the box -in the
box -on the right - between the house and the garage -over the house -near the tree
-beside the well -beneath the tree

➤ A prepositional phrase is a group of words that contain a preposition.

Learning Point

Study the following picture and the sentences written with prepositional phrases.



There is a tree **in front of the house**.

There are clouds **in the sky**.

We can see a bird **on the tree**.

The woman is sitting **near the well**.

The cat is standing **between the child and the woman**.

Now study the above picture again and fill in the blanks of the following paragraph using suitable words. The first one has been done for you.

well , in , between , brightly, branch , looking , there , house , on , bird, picture

This is a (1) picture of a home garden. There is a small house (2)..... the garden. A tall tree is in front of the (3)..... There is a (4)..... on a (5)..... of the tree. (6)..... is a woman going to the (7).....with a pot (8)her hip. The cat (9)..... the child and the woman is (10)..... at the child. The cat is planting a plant. The sun is (11)..... shining in the sky. There are also clouds in the sky.

Learning Point

- *When we describe a picture, there are mainly four things that we can describe. Study the following table and learn what they are.*

Things we can describe	Patterns we can use/Language focus
1- What the picture shows	This picture shows a..... This is a picture of a.....
2- Things we can see in the picture	There is/There are..... /We can see....
3-What the people in the picture are doing	Present Continuous Tense (eg; The child is planting a plant.)
4-What the people in the picture think /feel	Simple Present Tense (eg; The boy planting a plant feels very happy.)


Now study the following model picture description.



This picture shows a group of small children jogging in a park. There are two girls and four boys in the park. All the children are jogging happily. The children are wearing different dresses such as shirts, trousers, t-shirts and shorts. The girl on the left is wearing a t-shirt, and a pair of shorts. The child who is jogging behind the others has grey hair. The park is a well grown grass land. We can see a variety of trees far beyond the park. The sky is also clear and cloudless.

Activity-01

Study the picture given below. Fill in the blanks in the paragraph using the words given in the box.



reading, cleaning, radio, table, climbing, watering, enjoying,
family gathering, ducks, girls

This is a picture of a (1) Some are around a (2) The man who is wearing a sweater is (3) the plants. There are two (4) swimming in the pond. The man who is wearing a blue pair of trousers is (5) the window. Two (6) are playing with dolls. Mother is listening to the (7) while father is (8) the newspaper. The cat is (9) the tree on the left. The family is (10)very much.

Activity-02

Study the picture and fill in the blanks.



1. This picture shows a group of near their nursery school.
2. It is a day.
3. We can see children in this picture.
4. They are beautiful dresses.
5. Some of them are up umbrellas.
6. One child is wearing a
7. The girl in the is looking outside very happily.
8. We can see two in the garden.

van, holding, children, trees, rainy, cap, nine, wearing


Activity-03

Study the picture and fill in the blanks.



In this picture, we can see a (1) It seems, this is a morning because some students are still coming to the class. There are fifteen (2) and a (3) in the picture. There are number of (4) in the bookshelf. There (5) also some teddy bears on the bookshelf. There is a notice board on the (6) The musical instruments are in the (7) on the left . The students sitting on chairs are (8) in group activities and the teacher is (9) them. All students are (10) happily.

Fill in the blanks with help of the picture.



Activity-05

Study the picture and write 10 sentences.



.....

.....

.....

.....

.....

.....

.....

.....

.....

Post – Learning Activity

Do the activity on Live Work Sheets.



<https://www.liveworksheets.com/en512830kh>

*Using the following links, you can learn more about **Picture Description**.*

- * You tube – <https://youtu.be/GK31T6rccFE>
- * You tube - <https://youtu.be/kcW6uWak6Dw>
- * You tube - <https://youtu.be/-knd3PAq9do>

Assessment

Do the assessment on Live Work Sheets.



<https://www.liveworksheets.com/ef392561hv>

(10 Marks)