


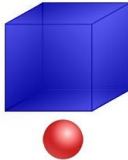

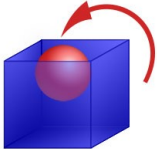

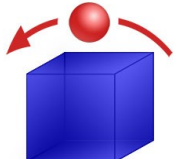


Learning Outcomes:-


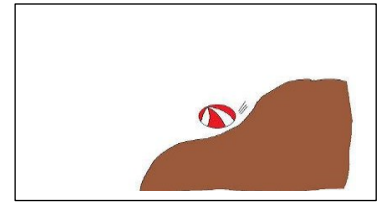
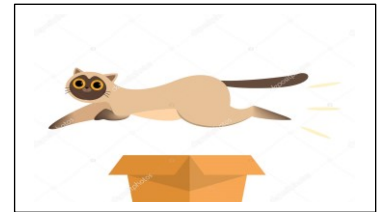


- Students will be able to use prepositions to describe the positions.

Student's task:-

- Read the dialogue given in page No. of 96 of your text book by paying attention to the highlighted words.
- Follow the examples given in this task sheet.
- Do the activities 3 & 4 in your text book.
- Do the activities 1,2 & 3 in the task sheet.
- Do the activity 5 in your text book.
- Do the activity 4 in the task sheet.

 <p>above</p>	<p>The ball is above the box</p>	 <p>below</p>	<p>The ball is below the box.</p>	 <p>near</p>	<p>The ball is near the box</p>
 <p>in(to)</p>	<p>The ball fell into the box</p>	 <p>down</p>	<p>The ball is slipping down</p>	 <p>over</p>	<p>I throw the ball over the box</p>

01. Match the pictures with the sentences.



1.	The frog jumps into the pond.
2.	The river flows below the bridge.
3.	The man falls into a pit.
4.	The cat jumps over the box.
5.	The boy is near the ball.
6.	The birds fly above the trees
7.	The boy climbs down the stairs.
8.	The elephant is near the monkey
9.	The horse jumps over the fence.
10.	The ball rolls down the mountain.




02. Mark whether the sentences are "True" or "False".



The boy is near the hurdle.

False




The dog is below the table.



The cat jumps out the box.



The girl slips down the stairs.



The bird flies over the house.

03. Fill in the blanks using the prepositions given.

(near, into, over, below, above, down)

01. The cat is sleeping the table.

02. I sat my friend's seat.

03. The girl puts flowers the vase.

04. The eagles are flying the clouds.

05. The thief jumped a wall.

06. We climbed the mountain together.

04. Look at the picture and write small sentences using the prepositions learnt.



.....

.....

.....

.....

.....

.....

.....

.....

.....

.....

.....

.....

.....

.....

.....

.....

.....

.....

.....

.....

.....

.....

.....

For further studies refer :-

- <https://youtu.be/8F0NYBBKczM>
- <https://www.liveworksheets.com/jv819790oj>