



Learning outcomes:-

- Students will be able to study the pictures given in each text book to derive the meaning of that particular text.

Student's task:-

- Do activity No.1 of this worksheet.
- Do activity No. 16 in page No.112 of your text book.
- Do activity No. 2 of this worksheet.
- Do activity No. 17 in page No 112 of your text book.
- Do activity No.3 of this worksheet.

01. Look at the following pictures attentively and categorize them.



(a)



(b)



(c)




(e)



(f)



(g)



(h)



(i)




(j)



(k)



(l)



(m)



(n)




(o)



(p)

Category	Letter
1. Buildings	
2. Reading resources	
3. Communication tools	m
4. Planets	
5. Beaches	

2. Look at the pictures and match with the descriptions.




(1)



(2)




(3)



(4)



(5)



(6)

- (a) I am your pet. I like to play with you. ()
- (b) This is a very delicious fruit. ()
- (c) These animals cannot be seen on earth now. ()
- (d) This is a mode of transportation. ()
- (e) You should do exercises if you want to be a healthy person.()
- (f) This is a world heritage situated in Srilanka. ()

3. Rearrange the sentences according to the picture story.



1. One friend could climb up a tree but the other could not. ()
2. Then that friend replied , “ the bear advised me not to believe a false friend” ()
3. He laid down on the ground, pretending to be a dead man. ()
4. Once upon a time there were two friends. ()
5. The friend who climbed the tree saw it and climbed down the tree. ()
6. One day they went to a forest. ()
7. It smelt in his ears and left. ()
8. The bear came near the man who lying on the ground. ()
9. Suddenly they saw a bear. ()
10. He asked the other friend what did the bear say? ()

For further studies refer:-

<https://youtu.be/F-8L5603HwA>