

**Subject - Information & Communication Technology**

**Grade 10**

**Month - October**

**Week - 3**

**Competency 8 : - Uses Presentation Software to develop electronic presentations.**






**Competency Level 8-1: - Produces effective presentation integrating multimedia.**

**Student Work**

1. Read the statements below and use the correct (✓) sign and the incorrect (×) sign.

- I. Microsoft power point is a free software developed by Microsoft. (.....).
- II. Microsoft power point software belongs to the category of application software (.....).
- III. You can add video to a PowerPoint Presentation. (.....).
- IV. The font size of a quality PowerPoint animation must be 32 points (32-font size) or larger. (.....).
- V. Animations can be added to any object, such as text formats, graphic images, etc. included in a slide. (.....).

2. The table below shows a set of icons in the Microsoft power point software ribbon. Write down the purpose for which each of these icons is used.

Icon	Function
 <p>New Slide ▾</p>	
	
	
 <p>Chart</p>	
 <p>Layout ▾</p>	
 <p>Pictures</p>	

- Read and understand 239 and 240 in your reading book.
- Take and learn lesson-related lessons from the online or printed learning aids listed here.

- If you have a computer, do activities 239 and 240 in the reading book. Learning aids that can help with this lesson.

- Guru gedara - <https://www.youtube.com/GUNOFJ-YrX4>
- e-nenapiyasa - <https://www.enenapiyasa.lk>

### **Learning Outcomes Available through this Lesson**

- **Applies good practices in the use of presentation software**
- **Formats slide layout • Inserts text, images, movies and sounds**

