



Department of Education-Sabaragamuwa – Week School

Subject-Information and Communication Technology

Week- Seventh week

Grade 9

Prepared by- M.K.N.Wijesingha/ Ayagama Sri Rahula M.M.V

- It is your responsibility to engage in academic activities while doing all the revisions related to every subject.
- You are given a week to complete this activity.
- Prepare a separate folder and attach your activity document after renaming it as **“Seventh week – ICT – Your name and Grade”**.
- Refer 22nd – 27th pages in “Electronic Spreadsheet “lesson in the reading book for answering.

01. Fill in the blanks.

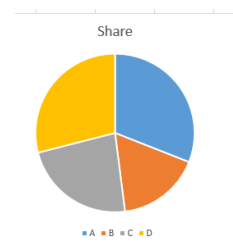
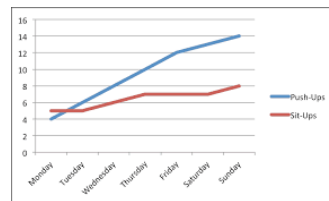
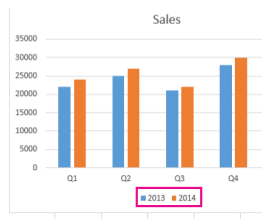
- Work book is created with large number of
- There are a large number ofandin a work sheet.
- A horizontal line is named by and a vertical line is named by.....in a worksheet.
- is the intersection between a row and a column.
- When we write a cell address, we write column letter at and the row number at
- The range of selected cells in close proximity is called

(Rows/Cell range/Worksheet/Column/Cell/ /second/first)

02. Match the function and its use in Spreadsheets

<u>Function</u>	<u>Use for</u>
01 Sum	Find the lowest value of a cell range කෝෂ පරාසයක අඩුම අගය සෙවීමට
02 Max	Find the total of a cell range කෝෂ පරාසයක එකතුව සෙවීමට
03 Average	Find the highest value of a cell range කෝෂ පරාසයක වැඩිම අගය සෙවීමට
04 Min	Find the average value of a cell range කෝෂ පරාසයක සාමාන්‍යය සෙවීමට

03. Name these charts, used in Electronic Spreadsheets



(Line chart / Pie chart / column chart)