

Unit : - Time (First week)

No. of Periods: 06

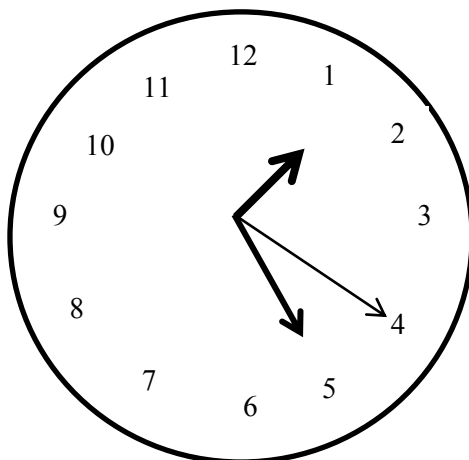
- Describe the three hands of a clock correctly.
- Thoroughly understand the page 39 and 40 in your text book.
- Write the relationship among the hour hand , minute hand and second hand.

1 hour = 60 minutes

1 minute = 60 seconds

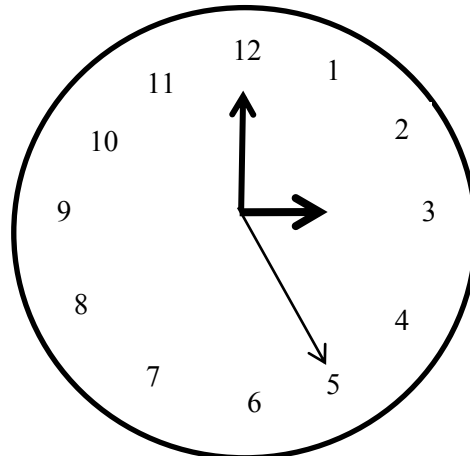
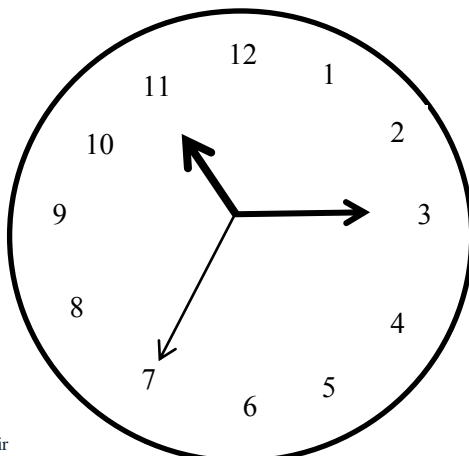
Write down the time denoted by a clock in terms of hours , minutes and seconds.

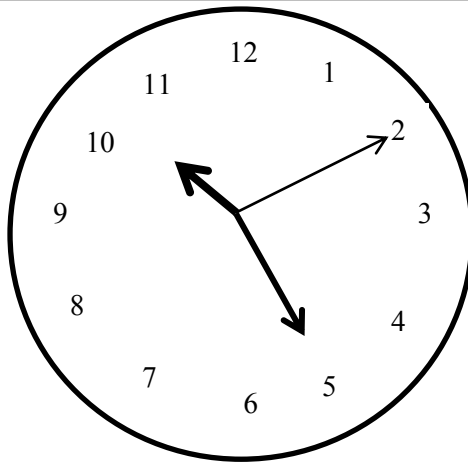
Ex :-



Time: 01.25.20

Write down the time denoted by the clock faces below, in terms of hours , minutes and seconds.






Complete the exercise 4.1 in the page 40 of the text book.

- Thoroughly understand the page 41 in your text book.
- Describe 12 noon, 12 midnight, ante meridiem and post meridiem correctly.


1 day = ante meridiem 12 hours + post meridiem 12 hours = 24 hours

Write the time denoted by the following clock faces in ante meridiem or post meridiem. (Identify the ante meridiem and post meridiem by the sun and moon.)



Ex :-




Ante meridiem 1.30



post meridiem 2.55





Look at the page 43 of your text book. Correctly understand the way of writing the time written in a 12 hour clock, in standard form

➤ Match.

Time according to the 12 hour clock	Time according to the standard form
2.00 a.m.	09:45
4.30 a.m.	16:30
9.45 a.m.	02:00
11.30 a.m.	12:00
4.30 p.m.	24:00
7.45 p.m.	04:30
12.00 noon	11:30
12.00 midnight	19:45

- Complete the exercise 4.2 in the page 44 and 45 of the text book.
- Explain the way of writing year, month and date in standard form.

31st of December, 2020 is represented in international standard form as 2020-12-31.

Write the dates shown below in the standard form.

- 1) 17th of January, 1987
- 2) 8th of March, 2010
- 3) 1st of July, 2015
- 4) 11th of August, 2021