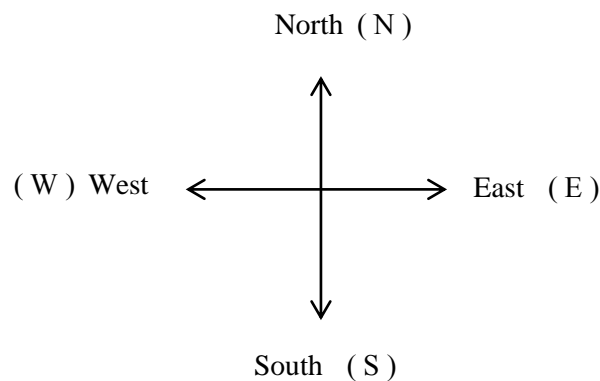


Unit : - Directions

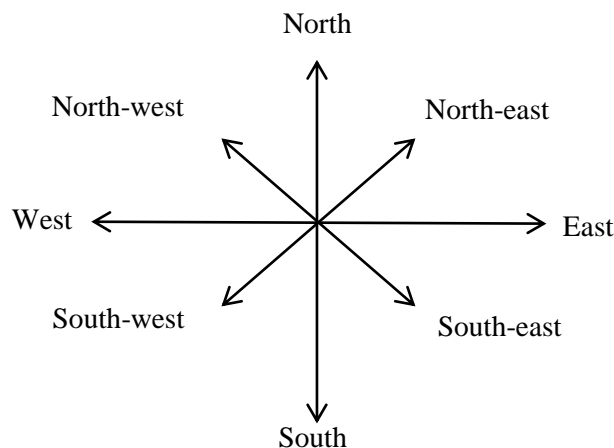
Number of Periods : 05

- Clearly understand the pages 96 and 97 in the text book.
- Explain the directions North, East, south and west based on the direction in which the sun rises.
- What is the equipment to identify the directions from any location?

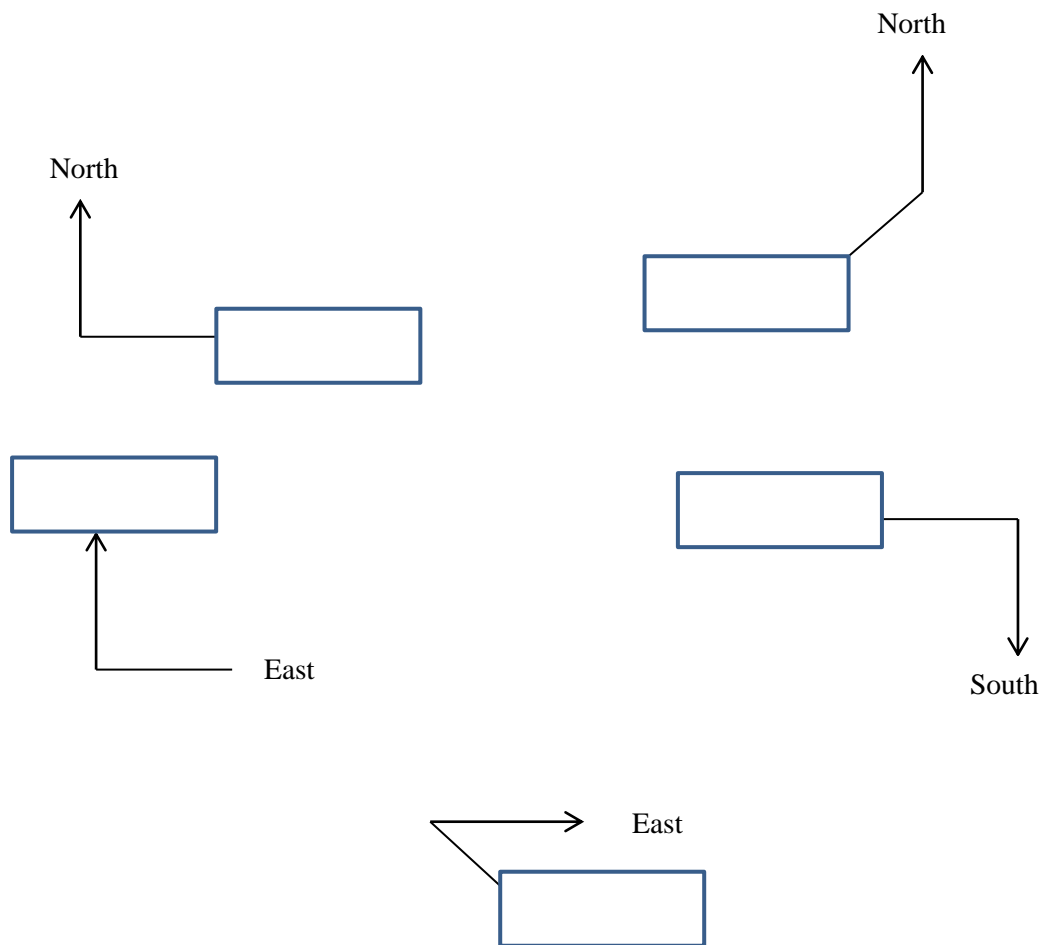
When directions are drawn in a book, the following convention is used.



- Complete the Exercise 8.1 in the page numbers 98 and 99.
- Clearly understand the page numbers 99 and 100 in the test book. Identify the main directions and sub directions.

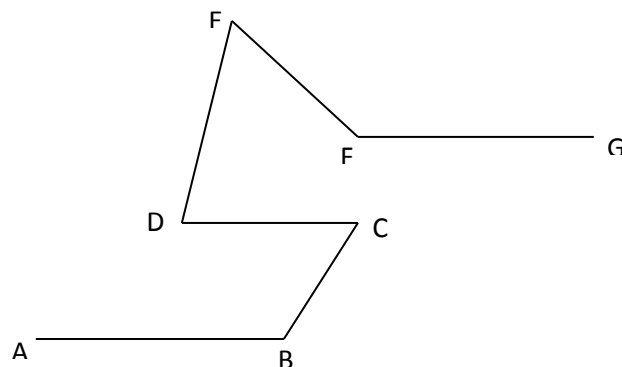


Write the suitable directions for following empty cages.



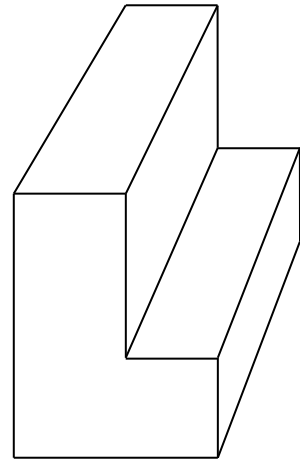
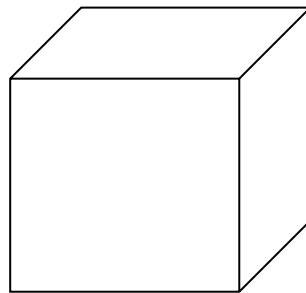
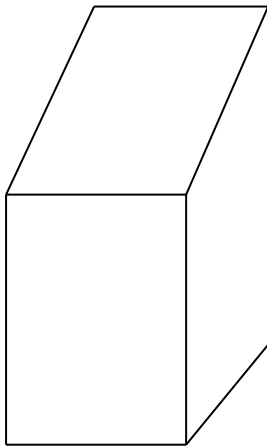
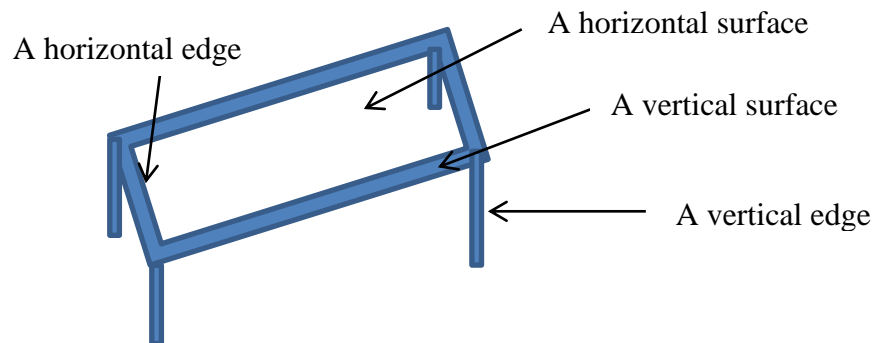
- Complete the exercise 8.2 in the pages 100 to 103 in the text book.

Describe the travelling path from A to G with the directions.



- Clearly Understand the page numbers 103 and 104 in the text book
- Clearly understand horizontal plane, horizontal line, vertical plane and vertical line.

Name horizontal surface, vertical surface, horizontal edge and vertical edge in the following figures.



Any straight line which lies on a horizontal plane is a horizontal line. But any straight line which lies on a vertical plane is not necessarily a vertical line.

- Clearly Understand the page number 105 in the text book.
- Complete the exercise 8.3 in the page numbers 106 and 107.
- Try to clear the doubts you get.
- Correctly answer the 12th question of the revision exercise in the page number 109.