

Unit : - Decimals

Number of Periods : - 06

- Give the shaded part in each of the figures below as the fraction of whole.



When divide 1 into 10 equal parts, one part is equal to $\frac{1}{10}$.

Another way to write $\frac{1}{10}$ is 0.1.

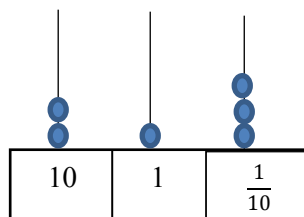
- Clearly understand the pages 10 and 11 of the text book.
- Clearly know the ones place, decimal point and the first decimal place of a decimal number.

Complete the table below.

Number	In words
0.2	
0.5	
1.7	
2.8	
13.4	

Represent the decimal numbers below on an abacus.

Ex : - 21.3



1) 0.3

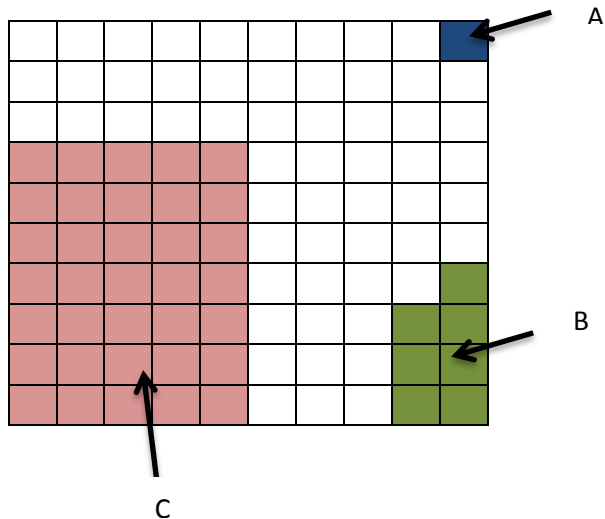
2) 1.4

3) 13.2

4) 21.5

Complete the exercise 13.1 in the page 12 of the text book. Get the help of the teacher to get your doubts cleared.

Give the shaded part A, B and C in figure below as the fraction of the whole.



A =

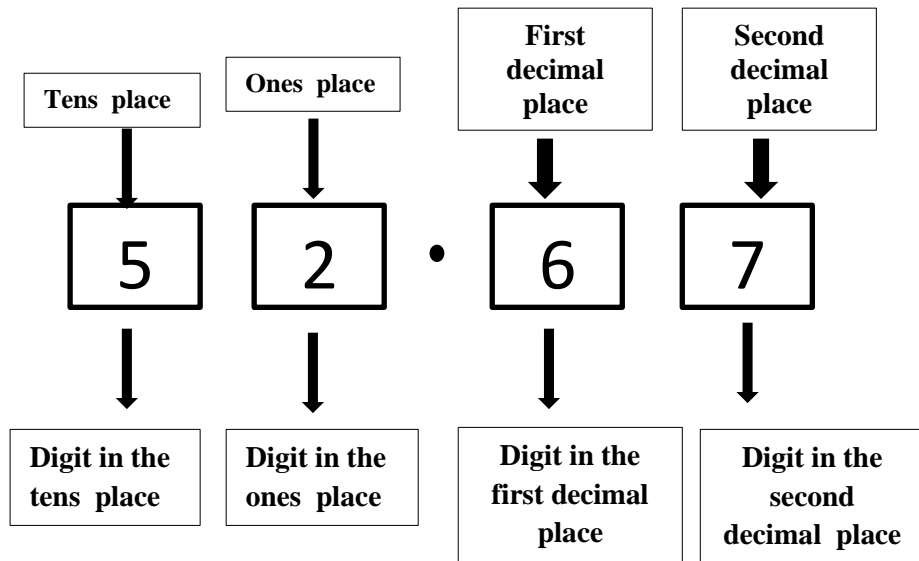
B =

C =

When divide 1 into 100 equal parts, one part is equal to $\frac{1}{100}$.

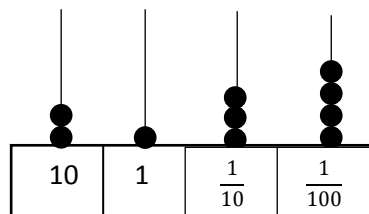
Another way to write $\frac{1}{100}$ is 0.01.

- Clearly understand the pages 12 and 13 of the text book.
- Accordingly, correctly understand the place of each digit of the number below.



Represent the numbers below on an abacus.

Ex :- 21.34



1) 13.21

2) 24.01

3) 12.23

4) 41.04

Match the corresponding decimal numbers from column B to the fractions of column A.

A	B
$\frac{7}{10}$	0.02
$\frac{2}{100}$	0.7
$\frac{3}{10}$	0.2
$\frac{7}{100}$	0.3
$\frac{2}{10}$	0.07

Correctly understand the example 1 in the page number 15. Complete the activity 1 of the same page.

Complete the exercise 13.2 in the page 15 of the text book. Get the help of the teacher to get your doubts cleared.

- Clearly understand the pages 16, 17 and 18 in the text book. Accordingly, connect the numbers below by using $<$ or $>$.

Greater $>$ smaller

1) $\frac{1}{10}$ $\frac{3}{10}$

2) $\frac{5}{10}$ $\frac{7}{10}$

3) $\frac{7}{10}$ $\frac{5}{10}$

4) $\frac{12}{100}$ $\frac{25}{100}$

5) $\frac{3}{100}$ $\frac{5}{100}$

6) $\frac{18}{100}$ $\frac{9}{100}$

Compare the following numbers by showing as the parts of ten.

Ex :- 0.3 , 0.7

$$0.3 = \frac{3}{10} , \quad 0.7 = \frac{7}{10}$$

Since $\frac{3}{10} < \frac{7}{10}$ we get $0.3 < 0.7$.

1) 0.4 , 0.6

2) 0.2 , 0.3

3) 0.8 , 0.7

4) 0.5 , 0.4

Compare the following numbers by showing as the parts of ten.

Ex :- 0.25 , 0.34

$$0.25 = \frac{25}{100} , 0.34 = \frac{34}{100}$$

$$\text{Since } \frac{25}{100} < \frac{34}{100} \text{ we get } 0.25 < 0.34$$

- 1) 0.35 , 0.53 2) 0.12 , 0.32 3) 0.03 , 0.05 4) 0.07 , 0.09

0.5 , 0.25 compare these,

$$0.5 = \frac{5}{10} \quad 0.25 = \frac{25}{100}$$

$$\frac{5}{10} = \frac{5 \times 10}{10 \times 10} = \frac{50}{100}$$

$$\text{Since } \frac{50}{100} > \frac{25}{100} \text{ we get } 0.5 > 0.25$$

Compare the following decimal numbers.

- 1) 0.7 , 0.12
2) 0.5 , 0.85
3) 0.4 , 0.35
4) 0.65 , 0.9

Correctly learn the examples 1, 2 and 3 in the pages 18 and 19 of the text book.

Complete the exercise 13.3 in the page 19 of the text book. Get the help of the teacher to get your doubts cleared.

Get a clear idea on how to add a decimal number with another decimal number.

Ex :- 0.3 + 0.5

$$\frac{3}{10} + \frac{5}{10} = \frac{8}{10} = 0.8$$

$$0.3 + 0.5 = 0.8$$

1) $0.7 + 0.1$

2) $0.2 + 0.5$

3) $0.4 + 0.3$

4) $0.2 + 0.6$

$$\begin{array}{r} 2.35 \\ + 1.41 \\ \hline 3.76 \\ \hline \hline \end{array}$$

Complete the exercise 13.4 in the page 22.

Learn on how to subtract decimal numbers from the page 22.

When adding and subtracting decimals, the mathematical operation should be performed by considering for each number, the value represented by the digit in each of the places of number.

Complete the exercise 13.5 in the page 24 of the text book. Get the help of the teacher to get your doubts cleared.